









RANGLISTE NACHWUCHSWETTKAMPF 2018

Rang	Name	Vorname	Jahrgang	Verein							Total AN		Total					
Programm 2																		
1	Alder	Nico	2007	TZ Graubünden / Mels	4.8	12.90	4.2	12.10	3.0	11.90	4.0	12.35	4.0	12.600	3.5	10.90	23.5	72.750
2	Müller	Piero	2007	TZ Graubünden / Jenins	4.5	12.90	3.6	9.80	3.5	11.70	4.0	13.10	4.0	12.300	4.0	11.10	23.6	70.900
Programm 1																		
1	Widmaier	Enyo	2009	TZ Graubünden / Schiers	4.0	12.50	6.0	14.20	4.0	12.90	4.0	13.35	4.0	13.200	4.0	13.30	26.0	79.450
2	Galbier	Nino	2008	TZ Graubünden / Jenaz	4.0	12.20	6.2	15.30	4.0	12.40	4.0	13.40	4.0	13.500	3.5	12.40	25.7	79.200
3	Gloor	Maurin	2009	TZ Graubünden / Igis	4.0	12.20	4.0	11.80	4.0	12.70	4.0	13.15	3.5	12.400	4.0	12.40	23.5	74.650
4	Joos	Franco	2008	TZ Graubünden / Zizers	4.0	11.20	4.8	12.40	4.0	12.00	4.0	13.15	3.0	11.100	4.0	12.60	23.8	72.450
5	Keller	Eljoenai	2008	TZ Graubünden / Fläsch	3.0	11.10	4.1	12.70	3.5	11.10	4.0	13.20	2.0	10.600	3.5	11.50	20.1	70.200
6	Hartmann	Vito	2009	TZ Graubünden / Maienfeld	3.5	10.30	4.0	9.40	4.0	11.10	3.5	12.70	3.5	11.200	3.0	10.60	21.5	65.300
Programm EP																		
1	Curcio	Massimiliano	2010	TZ Graubünden	3.5	11.90	4.0	12.80	3.5	12.40	2.75	12.00	3.5	12.90	3.0	12.30	20.3	74.300
2	Zanetti	Elia	2010	TZ Graubünden	3.5	11.40	4.0	12.00	3.5	11.30	2.25	11.60	3.0	11.10	3.0	10.30	19.3	67.700
3	von Rotz	Yanick	2011	TZ Graubünden	3.0	10.50	3.0	11.10	3.5	11.00	2.25	11.50	3.0	11.40	3.0	11.30	17.8	66.800
4	Vinzens	Lorin	2010	TZ Graubünden	3.5	10.70	3.0	10.90	3	10.30	1.5	10.90	3.5	12.40	3.0	10.70	17.5	65.900
5	Heinz	Oliver	2010	TZ Graubünden	3.0	10.40	4.0	10.30	3.5	11.00	2.25	11.30	3.0	11.60	3.0	10.90	18.8	65.500
6	Widmaier	Myro	2011	TZ Graubünden	3.0	10.10	4.0	11.00	3	9.70	2.25	11.00	3.0	11.80	3.0	11.10	18.3	64.700
7	Willi	Yann	2011	TZ Graubünden	3.0	10.00	3.0	9.90	3	11.00	1.5	10.65	3.0	11.20	3.0	11.00	16.5	63.750
Future Stars																		
1	Zanetti	Lino	2012	TZ Graubünden	0.0	7.80	0.0	7.20	0.7	9.40	0.4	10.10	0.5	9.80	0.7	8.50	2.3	52.800
2	Willi	Jano	2012	TZ Graubünden	0.0	8.40	0.0	6.80	0.7	10.00	0.2	9.50	0.0	8.70	0.5	8.70	1.4	52.100
3	Zimmermann	Gian	2011	TZ Graubünden	0.0	8.50	0.0	6.00	0.5	8.90	0.2	9.80	0.0	8.80	0.7	9.40	1.4	51.400
4	Hobi	Dario	2011	TZ Graubünden	0.0	8.00	0.0	6.30	0.0	8.20	0.2	9.70	0.0	9.30	0.5	8.40	0.7	49.900
5	Willi	Jarin	2011	TZ Graubünden	0.0	7.40	0.0	5.30	0.7	9.10	0.4	10.00	0.5	9.10	0.5	7.90	2.1	48.800
6	Good	Janis	2011	TZ Graubünden	0.0	7.90	0.0	5.10	0.7	7.80	0.2	9.40	0.0	8.70	0.5	6.50	1.4	45.400
7	Danuser	Lien Maurin	2011	TZ Graubünden	0.0	7.50	0.0	3.90	0.0	6.30	0.2	9.30	0.0	8.30	0.5	8.20	0.7	43.500
8	Bless	Domenico	2012	TZ Graubünden	0.0	6.80	0.0	1.60	0.0	6.80	0.2	9.70	0.0	8.20	0	3.90	0.2	37.000

 **Sportförderung**
Kanton Graubünden

graubünden SPORT SWISSLOS

 **AUTO CENTER MELS**



WEDATRONIC
OBJECT SECURITY

WIDMAIER
Maler- und
Gipsarbeiten
Fassadenisolationen
Telefon 081 328 14 44 7220 Schiers