









# RANGLISTE NACHWUCHSWETTKAMPF 2017

Rang	Name	Vorname	Jahrgang	Verein							Total AN	Total						
<b>Programm 2</b>																		
1	Baracchi	Nicola	2006	TZ Graubünden / TV Maienfeld	4.0	9.30	3.0	11.60	2.5	10.50	3.5	12.00	3.0	10.300	3.5	12.10	19.5	65.800
<b>Programm 1</b>																		
1	Alder	Nico	2007	TZ Graubünden / TV Mels	4.0	12.40	5.8	14.60	4.0	13.00	4.0	13.50	4.0	12.600	3.5	12.90	25.3	79.000
2	Müller	Piero	2007	TZ Graubünden / TV Jenins	4.0	12.10	4.0	12.80	3.5	12.20	4.0	13.35	4.0	11.600	4.0	12.90	23.5	74.950
3	Galbier	Nino	2008	TZ Graubünden	3.5	11.80	4.0	13.00	4.0	13.00	4.0	13.25	3.5	10.400	3.5	12.50	22.5	73.950
4	Keller	Eljoenai	2008	TZ Graubünden / TV Fläsch	3.0	10.90	3.5	12.30	3.5	12.40	3.5	12.45	3.0	11.100	3.0	11.90	19.5	71.050
5	Baracchi	Valerio	2008	TZ Graubünden / TV Maienfeld	3.0	11.50	3.0	12.10	3.5	11.50	4.0	13.10	3.5	11.400	3.0	10.70	20.0	70.300
6	Marx	Dario	2007	TZ Graubünden / TV Zizers	3.5	10.30	3.0	12.20	4.0	11.60	3.5	12.45	3.0	10.900	3.0	12.10	20.0	69.550
7	Joos	Franco	2008	TZ Graubünden / TV Zizers	3.0	10.90	3.0	11.30	3.5	12.00	3.5	12.50	3.0	10.000	3.0	11.60	19.0	68.300
8	Bischofberger	Rémy	2008	TZ Graubünden / TV Jenins	3.0	9.90	2.5	10.20	3.5	10.70	3.0	11.80	3.0	9.400	3.0	11.35	18.0	63.350
<b>Programm EP</b>																		
1	Gloor	Maurin	2009	TZ Graubünden	3.5	11.30	4.0	12.10	3.5	12.50	4.0	13.10	3.5	13.00	3.0	12.20	21.5	74.200
2	Widmaier	Enyo	2009	TZ Graubünden	3.5	10.80	4.0	12.50	3.5	12.45	4.0	13.15	3.0	12.30	3.5	12.70	21.5	73.900
3	Hartmann	Vito	2009	TZ Graubünden	3.5	11.30	4.0	12.70	3.5	11.80	4.0	12.40	3.0	12.20	3.5	12.30	21.5	72.700
4	Bruhin	Gion	2009	TZ Graubünden	3.0	11.00	4.0	12.40	3	11.50	3.0	12.25	3.0	11.90	3.0	12.10	19.0	71.150
5	Curcio	Massimiliano	2010	TZ Graubünden	3.0	9.40	3.0	11.90	3.5	11.50	1.5	10.65	3.0	11.80	3.0	10.90	17.0	66.150
6	Waldburger	Livio	2009	TZ Graubünden	3.0	8.00	3.0	12.00	3	10.40	1.5	10.30	3.0	11.40	3.0	10.30	16.5	62.400
7	Ibrahim	Sami	2009	TZ Graubünden	3.0	9.00	3.0	12.00	3	10.20	1.5	10.40	3.0	10.60	2.0	9.20	15.5	61.400
<b>Future Stars</b>					<b>Boden</b>		<b>Pilz</b>		<b>Sprung</b>		<b>Barren</b>						<b>Total</b>	
1	von Rotz	Yanick	2011	TZ Graubünden	10	9.600	10	9.50	10	9.500	10	9.400					40.0	38.000
2	Zanetti	Elia	2010	TZ Graubünden	10	9.250	10	9.45	10	9.750	10	9.500					40.0	37.950
3	Vinzens	Lorin	2010	TZ Graubünden	10	9.500	10	9.60	10	9.450	10	9.300					40.0	37.850
4	Widmaier	Myro	2011	TZ Graubünden	10	9.300	10	9.35	10	9.600	10	9.350					40.0	37.600
5	Gansner	Luis	2010	TZ Graubünden	10	9.000	10	9.35	10	9.550	10	9.300					40.0	37.200

 **Sportförderung**  
Kanton Graubünden

graubünden **SPORT** **SWISSLOS**



**WEDATRONIC**  
OBJECT SECURITY